



MATHEMATICS
CLASS-II
CHAPTER- 5
PATTERNS

TEXTUAL QUESTIONS AND ANSWER:

NOTES


A pattern is a series or sequence that repeats.

Patterns are basically relationships with some kind of regularity between the elements. They may be math pattern, number pattern, geometrical pattern etc. Math patterns are sequences that repeat according to a rule or rules. In math, a rule is a set way to calculate or solve a problem. One common type of math pattern is a number pattern. Number patterns are a sequence of numbers that are ordered based upon a rule.


SOLUTIONS

Q1. Bholu  has eaten a part of the shawl of Binni's mother.


Look at the picture and help Binni in matching which piece is of the same pattern.



Ans:



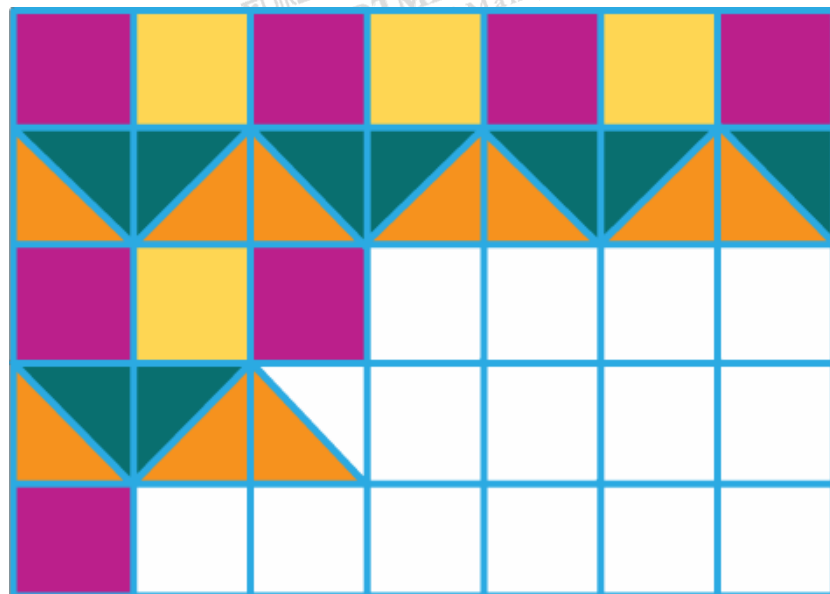
Q2. Madhav wants to make a pattern on a gate using . Can you guess which of these cannot be formed with this?




Ans:



Q3. Fill up the blank boxes to complete the pattern



Ans:



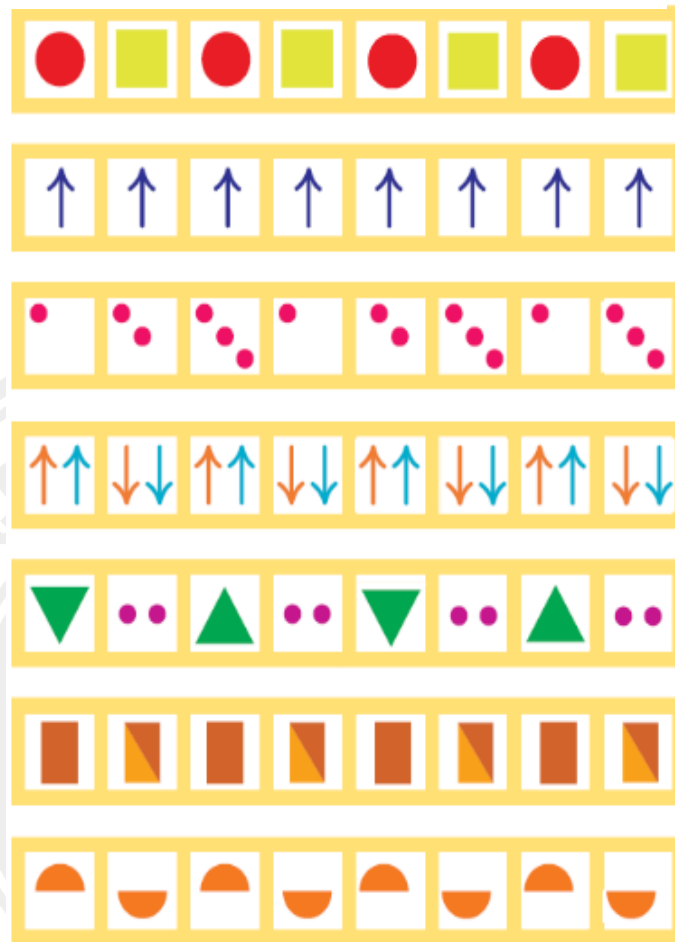
Q4. Now you also make some patterns with ↑ arrows in your notebook.

Ans: The answer may vary from student to student.

Q5. Look at the patterns and fill up the boxes.

●	■	●	■				
↑	↑	↑	↑				
●	●●	●●●	●				
↑↑	↓↓	↑↑	↓↓				
▽	●●	△	●●				
■	■	■	■				
◐	◑	◐	◑				

Ans:

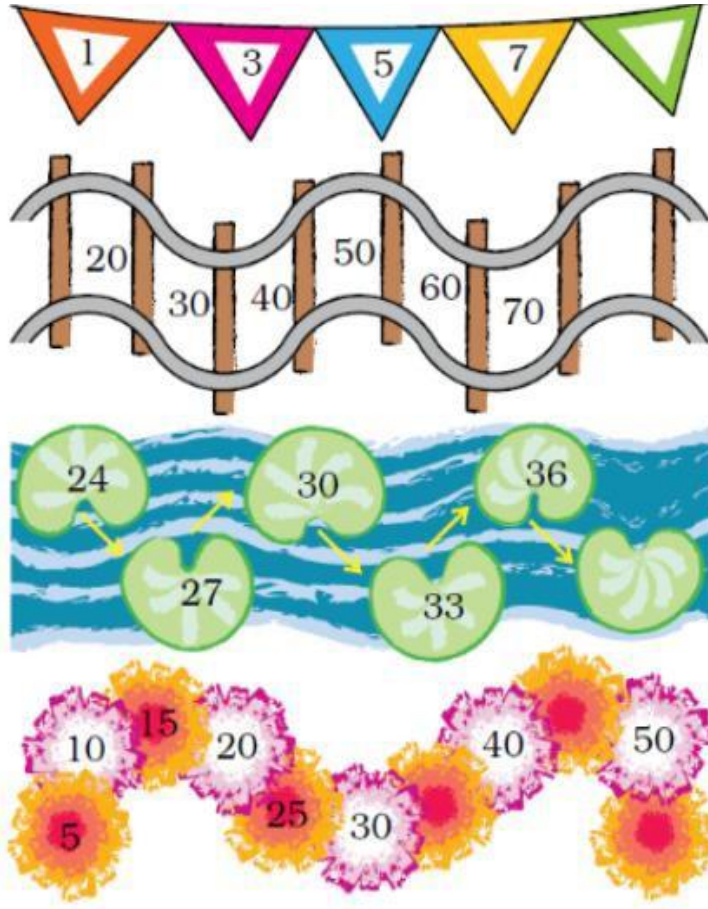


Q6. Now, you also make patterns using different shapes and show them to your friends.

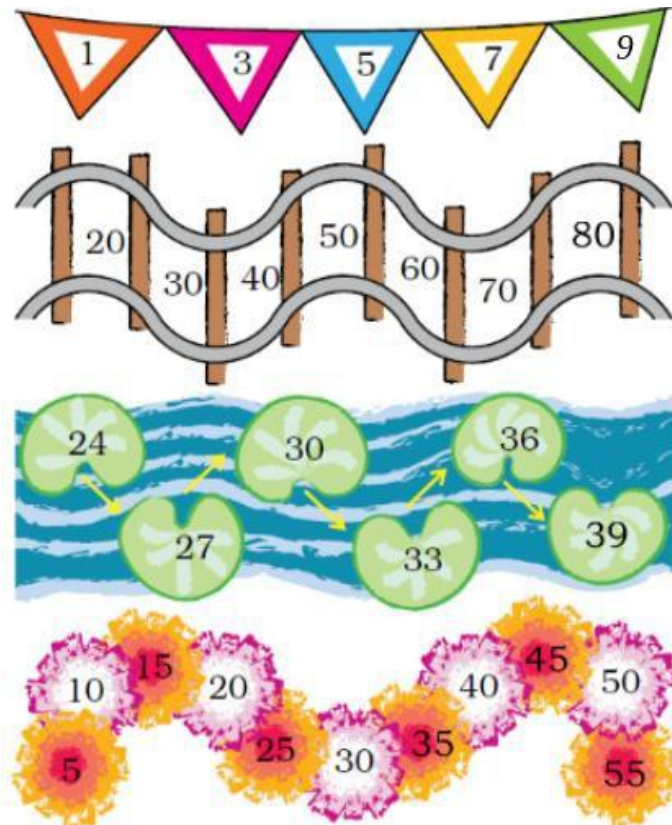
Ans: Students are advised to prepare the answer on their own.

Q7. Number Patterns

Let us look at some patterns with numbers. Fill the number in the blank space of each pattern.

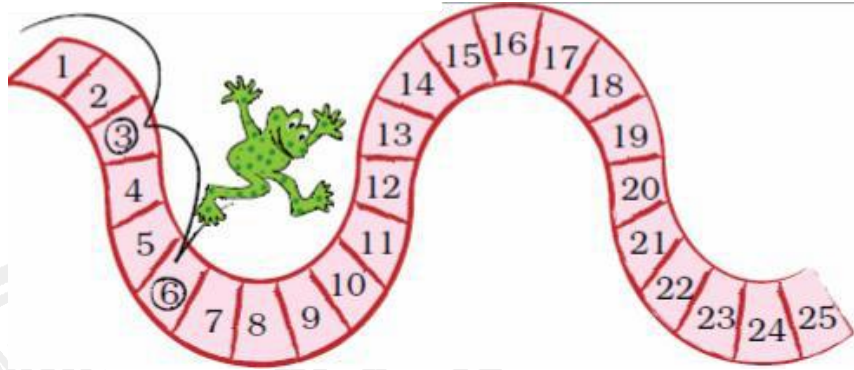


Ans:

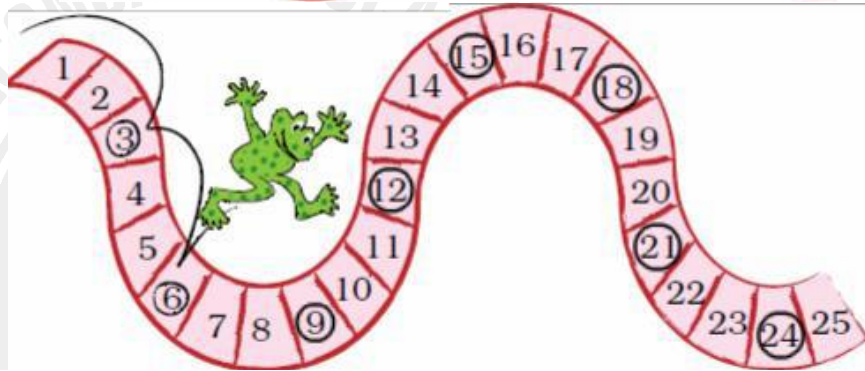


MON (3)

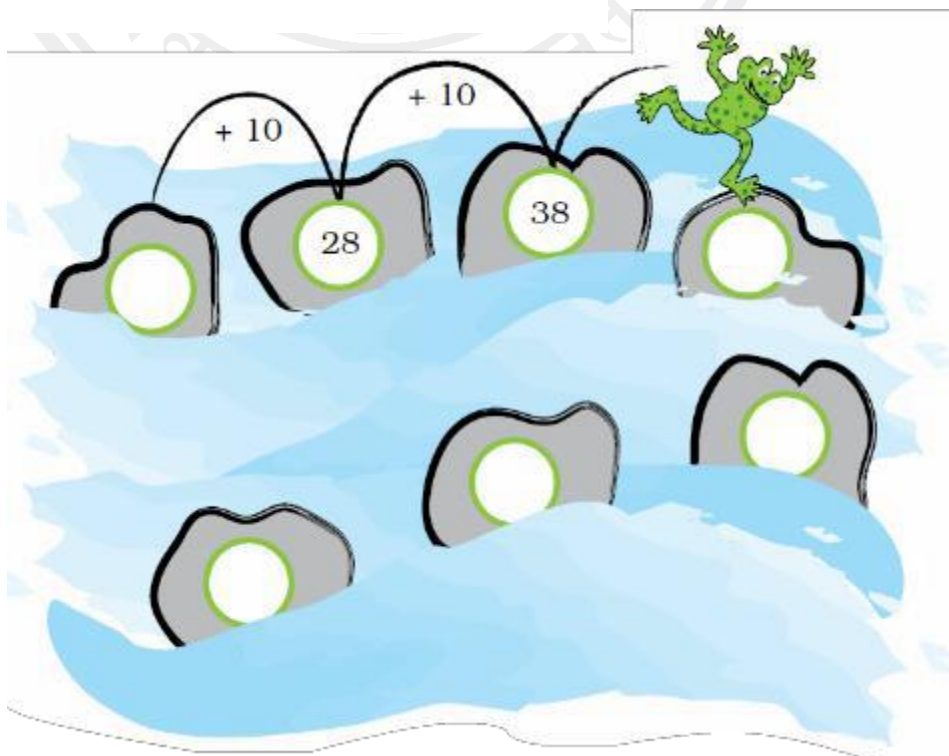
Q8. Titu frog jumps over two numbers and reaches the third number. Where will Titu go next? Make a ring on the other numbers.



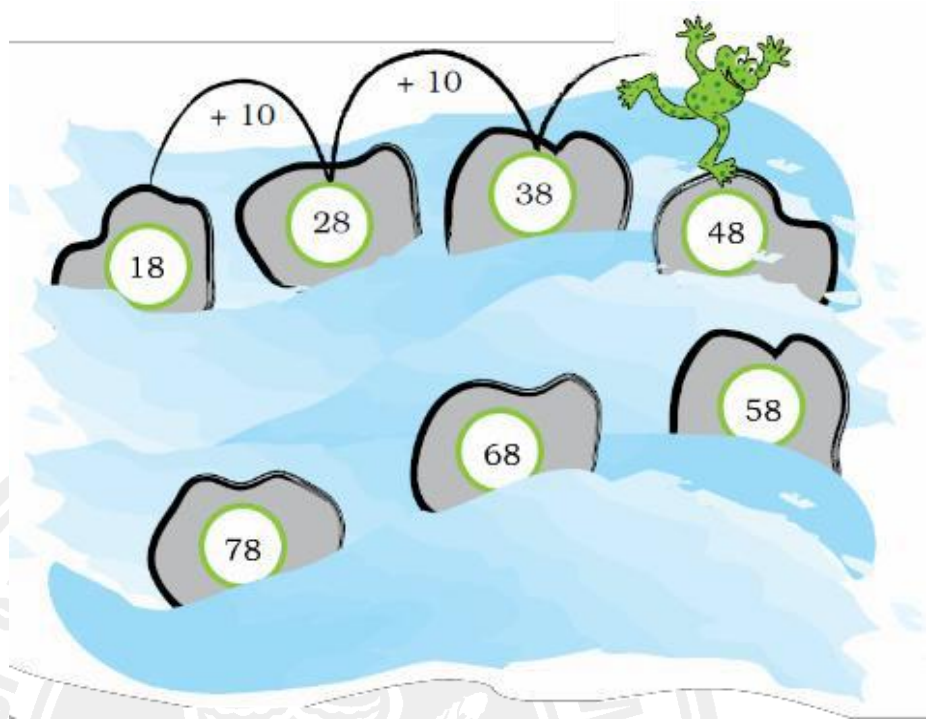
Ans:



Q9. Titu jumps and gets on every 10th stone. Write the numbers on the stones.



Ans:



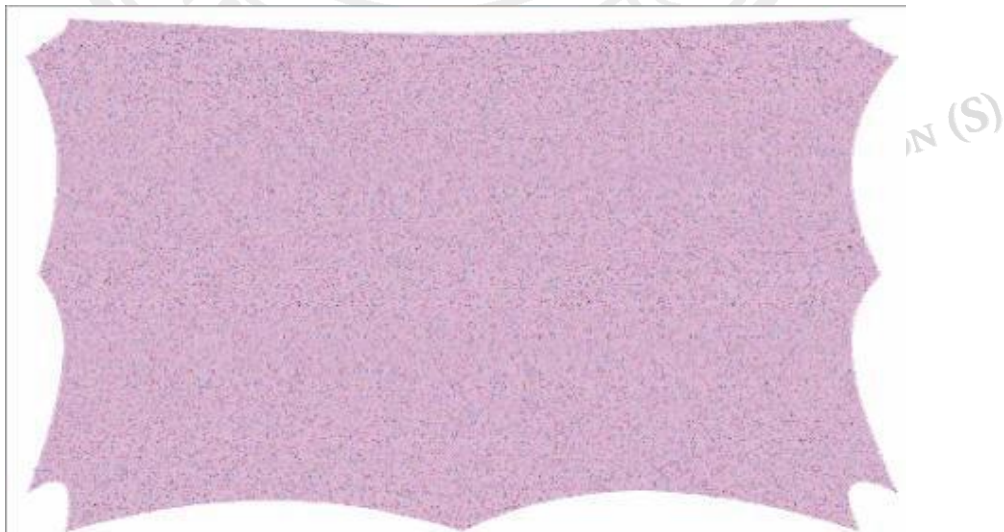
Q10. Read and write what comes next:

AA	BB	CC					
AB	CD	EF					
DAY	NIGHT	DAY					
1	2	1	2				
87	88	89					
20	30	40					
19	29	39					
2	5	8					
15	20	25					
18	21	24					
52	54	56					
5P	6Q	7R					
85	75	65					
55	50	45					
20	19	18					
40	38	36					

Ans:

AA	BB	CC	DD	EE	FF	GG	HH
AB	CD	EF	GH	IJ	KL	MN	OP
DAY	NIGHT	DAY	NIGHT	DAY	NIGHT	DAY	NIGHT
1	2	1	2	1	2	1	2
87	88	89	90	91	92	93	94
20	30	40	50	60	70	80	90
19	29	39	49	59	69	79	89
2	5	8	11	14	17	20	23
15	20	25	30	35	40	45	50
18	21	24	27	30	33	36	39
52	54	56	58	60	62	64	66
5P	6Q	7R	8S	9T	10U	11V	12W
85	75	65	55	45	35	25	15
55	50	45	40	35	30	25	20
20	19	18	17	16	15	14	13
40	38	36	34	32	30	28	26

Q11. Now, you also collect some leaves and arrange them in different patterns. Also, draw patterns using matchsticks.



Ans: Students can prepare the answer on their own.