

A COMPOSITE MODERN ENGLISH TEXT BOOK

Class - I

WRITERS

L. Kamakhyakumar Singh
Retd. HOD (English), Imphal College

K. Kalidas Singh
Retd. S.G. Lecturer
D.M. College of Teachers Education

Pramorani Haobam
Lecturer (English), DIET, Imphal



**BOARD OF SECONDARY EDUCATION
MANIPUR**

Published by:

The Secretary,
Board of Secondary Education,
Manipur

© Board of Secondary Education, Manipur

First Edition : December, 2011
Reprint : September, 2012
Reprint : August, 2014
Reprint : November, 2015
Reprint : October, 2016
Revised Edition : December, 2017
No. of Copies : 11,000
Reprint : December, 2018
No. of Copies : 15,000
Reprint : September, 2019
No. of Copies : 15,000

Price : Rs. 60/-

Printed at : Soney Press, Khangabok Bazar, Manipur - 795138

FOREWORD

In keeping abreast with the change in the contents, writing and structure of the text-books at national level and in line with the National Curriculum Framework 2005, the Board of Secondary Education, Manipur, has been developing text-books for the schools of Manipur. Since its inception, the Board has been trying to promote education for improving the quality of life in the state.

The text-book in its present form is an outcome of a series of consultations & meetings held with the authors and reviewers. Utmost care has been taken to relate to local context and made suitable for use by students in Manipur. Every effort has been given to make the book holistic and engaging.

I thank the authors and reviewers and all those who have contributed in bringing out the book.

The Board welcomes valuable suggestions for improvement.

Dr. Chithung Mary Thomas
Secretary



GANDHIJI'S TALISMAN

“I will give you a talisman. Whenever you are in doubt or when the self becomes too much with you, apply the following test:

Recall the face of the poorest and the weakest man whom you may have seen and ask yourself if the step you contemplate is going to be of any use to him. Will he gain anything by it? Will it restore him to a control over his own life and destiny? In other words, will it lead to Swaraj for the hungry and spiritually starving millions?

Then you will find your doubts and your self melting away.”

M.K. Gandhi

Revised and Improved

**Ashangbam Saumyabanta Singh
Dr. Konika Khuraijam**

Editor

Prof. N. Khagendra Singh

Class 1
English

Children learn all these ...

Differentiates
between small and
capital letters in
English / Braille.

G g

Carries out
simple instructions
such as
'Shut the door',
'Get the book'

Recites poems
with actions.



Responds to
English words,
greetings, polite
forms of expression,
and sentences, in
English / home
language / signs.

Hello

Bye

Associates
sounds with
words, and words
with pictures.



Key

Uses words
such as
'sun', 'tree',
'in', 'on',
'under'

Draws in
response to
poems and
stories.

Identifies
characters and
sequence of
a story, poem
etc.

Responds to
comprehension
questions related to
stories in English /
home language /
signs.

?

Scribbles
in circular and
other motions
from left to
right.

Reads a
few words /
short sentences
(with the help
of pictures)
in English.

Talks about
self / situations /
pictures / images
in English / home
language.

Writes
legibly his / her
name, school
name, objects
around him /
her.



एन सी ई आर टी
NCERT

National Council of Educational
Research and Training
Sri Aurobindo Marg
New Delhi 110016

<h2>CONTENTS</h2>

Unit I

Lesson 1.	It's Red Flower	1
Lesson 2.	Colours	2

Unit II

Lesson 3.	One, Two, Three	19
Lesson 4.	One and More	20
Lesson 5.	I've Got Ten Little Fingers	22

Unit III

Lesson 6.	This is our House	39
Lesson 7.	What is This or That	40
Lesson 8.	Baa, Baa, Black Sheep	42

Unit IV

Lesson 9.	This is the way We wash our Face	55
Lesson 10.	What are they Doing?	56
Lesson 11.	Hope a Little	57

Unit V

Lesson 12.	On, In, Under Near, Behind, In front of Between	71
Lesson 13.	Thirty Days has September	72

Unit VI

Lesson 14.	Cock Crows in the Morn	89
Lesson 15.	Sounds of Animals and Birds	90

Unit VII

Lesson 16.	Twinkle Twinkle Little Star	101
Lesson 17.	It's Spring Now	102

Unit VIII

Lesson 18.	Bala has a Picture Book	109
Lesson 19.	The Magic Hat	111
Lesson 20.	Who is Plop	112

Unit I

LESSON - 1



It's A Red Flower

Let's read




This is a **flower**.
It's **red**.
It's a **red flower**.

That is a **leaf**.
It's **green**.
It's a **green leaf**.



This is a **bag**.
It's **blue**.
It's a **blue bag**.

Look at this **balloon**.
It's yellow.
It's a yellow **balloon**.



This is a **pink ball**.
These are **brown pencils**.
Those are black **crows**.

* The teacher should help the children to express their thoughts by the use of visuals, pictures, sketches.

LESSON - 2

Colours

Let's recite :

Red is for Roses,
And Blue is for Sky.
White is for Snow,
Or a Cloud sailing by.
Silver's for Rain
With the Sun shining through.
Yellow is for Butter,
And Buttercups too.




- * The teacher should recite the poem, two lines at a time.
- * The children should repeat the lines after the teacher.
- * The teacher should use the right/appropriate gestures, while reciting the lines and the children should follow them.
- * Later on, the children should recite the poem on their own.

EXERCISES

1. Know these colours and read the words with help of the teacher:




red



blue



green



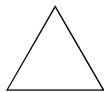
yellow



orange



black



white



brown




pink



violet

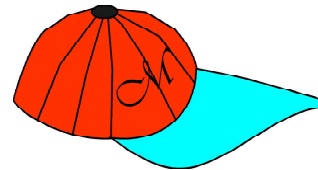
2. Look at the pictures and their colours, then say with the correct colour words.



a ball



a leaf



a cap




a bell



a shirt




a apple



a peg




a crow



a bag

3. Have you seen a rainbow in the sky?

Rainbow appears in the sky when the sun shines through rain.



Do you know the colours of the rainbow ?


They are : Red, Orange, Yellow, Blue, Green, Indigo, and Violet,

In the space given above trace the rainbow and the mountain and colour them.

4. Look at the pictures. Let the student complete the sentences with the colour-words and say them aloud.

One is done for you.

Tomato is red



Mango is




Chilli is



Bear is



Butterfly is



Crow is



5. *Let's talk*

Do you go to a garden or park?

Do you grow flowers or plants in and around your house ?

Tell us about the kinds and colours of the flowers and plants.

(Teacher should encourage the student to talk)

Look at the picture



Examples :

What is the colour of the birds. It's blue.

The short form of 'it is' is 'it's'

Use short form 'It's' and answer the questions.

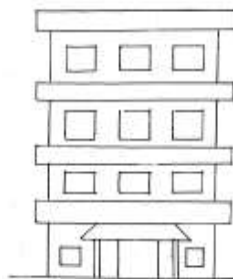
1. What is the colour of the hill?
2. What is the colour of the deers?.....
3. What is the colour of the sun?.....
4. What is colour of the water?.....
5. What are the colours of the flowers?.....

6. Let's Do

Colour the pictures;



Brown roof, grey wall




pink flat



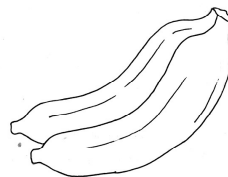
red and green

Let's Colour them


Apple



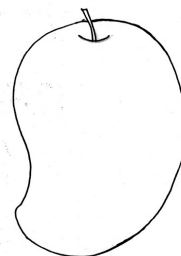
Banana




Grapes



Mangoes




Orange



7. Let's find

What are the shapes of these pictures?
Colour the pictures.

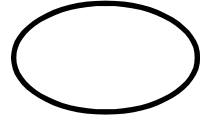
1. What do you call the round shape of a ball ? It's circle.




2. Ah! There is ice cream .
It's shape is cone.



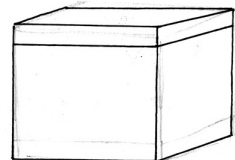
3. Do you know the shape of an egg ?
It's a oval.



4. This shape is pointed on three sides.
It's a triangle.



5. This box is equal on all sides ?
It's cube.



Language Activities

8.(a) Say the words aloud with the help of the teacher.

bar	far	large	class
card	chart	dark	park
tap	lap	ban	van
man	fan	pan	can

(b) Read the following words aloud. Then match them with the picture by drawing lines.

cart

car

jar

cat

axe

ant



Let's Speak

9.(a) (Read the words aloud)

cap	pad	bad	bark	map
nap	pat	bat	lark	lap

The cat with a cap

Hold the bat with a pad

Play the part off the mark.



I am an Indian.

India is my country.

We are its people.

This is our National flag.

Saffron, white and green

Are the colours of the flag.



(b) Listen and answer with, 'Yes, I do' or 'No, I don't'

Do you like green mangoes ?

Do you like black cat ?

Do you like red colour ?

WORK SHEET 1

Now see the examples. Then fill in the blanks.

The box is big.



It is blue.

The leaves are small.




They are green.

The is tall.



It is

The are ripe.




They are

The are thin.



They are

The is fat.



It is

The is large.



It is

WORK SHEET 2

Name the things in the pictures with their colours.
The first one is done for you.


This is a black bird.



1. These are




2. These are



3. These are



4. This is a



5. These are



Look at the pictures and write.

1. The girl has dress.



2. The nurse has cap.



3. The lady has a apple.



4. The boy has a shirt.



WORK SHEET 3

Name the things in the pictures with their colours.

The first one is done for you.

This is a blue hat.



1. This is a



2. These are



3. This is a



4. These are



5. This is a



Now see the examples. Then fill in the blanks.

The cow is fat.



It is red.

The eggs are small.



They are white.

1. The is large.



It is

2. The is tall.



It is

3. The are thin.



They are

4. The is big.



It is

Look at the pictures and write.


1. The bird has a red beak.



2. The has a bag.



3. The is in colour.




4. The is playing a ball.



5. The is in colour.



Colour :



WORK SHEET 4

Trace the dots and write:

A B C D E F G

A B C D E F G

A B C D E F G

A B C D E F G

a b c d e f g

a b c d e f g

a b c d e f g

a b c d e f g

Unit II

LESSON - 3

Let's recite

One, Two, Three

*One, two, three, four, five
Once I caught a fish alive,*



*Six, seven, eight, nine, ten
But I let it go again.*

*Why did you let it go ?
Because it bit my finger so.*



*Which finger did it bite?
The little finger on my right.*

LESSON - 4

Let's look at the pictures and read the words

One And More




(1) one apple



(2) two apples



(1) one pen



(3) three pens



(1) one banana



(4) four bananas




(1) one leaf



(5) five leaves




(1) one cap



(6) six caps



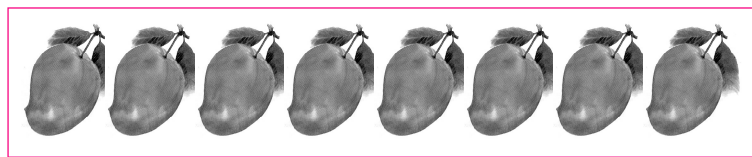
(1) one flower



(7) seven flowers




(1) one mango



(8) eight mangoes




(1) one pencil



(9) nine pencils



(1) one candle



(10) ten candles

LESSON - 5

Let's recite

I've Got Ten Little Fingers

*I've got
ten little fingers.*

*I've got
ten little toes.*

*I've got
two little ears.*

*I've got
two eyes.*

*And just
one little nose.*



* [The teacher should recite the poem, two lines at a time. The children should repeat the lines after the teacher. The teacher should use the right/appropriate gestures while reciting the lines and the children should follow them. Later on, the children should recite the poem on their own]

EXERCISES

1. Match the words with the pictures:

(1) one jug



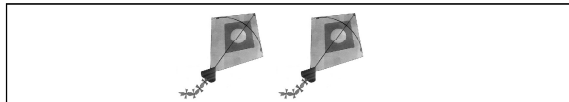
(2) two kites



(3) three birds




(4) four caps



(5) five pencils




(6) six candles



2. Write each number in figures and in words.

Example :



(a) 3 (b) Three




(a) (b)



(a) (b)



(a) (b)



(a) (b)


3 *Write the following figures and words of each number :*

11	Eleven	11
12	Twelve
13	Thirteen
14	Fourteen
15	Fifteen
16	Sixteen
17	Seventeen
18	Eighteen
19	Nineteen
20	Twenty

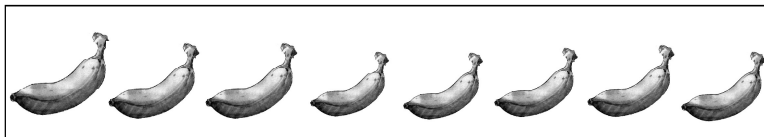
IV. *Learn names of days of the week:*

<i>Sunday</i>	<i>Monday</i>	<i>Tuesday</i>
<i>Wednesday</i>	<i>Thursday</i>	<i>Friday</i>
<i>Saturday</i>		

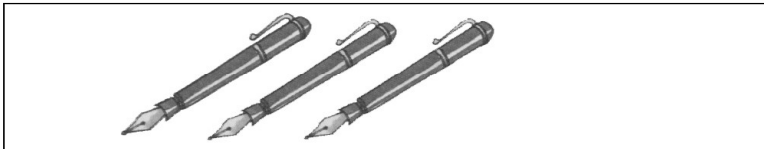
4. Match the pictures with the numbers




3




7



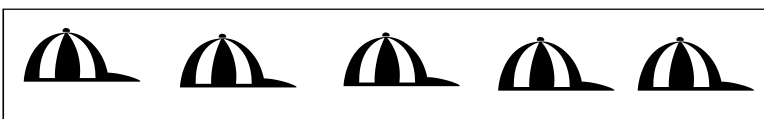
5




4




6



8




2



9

5. Trace the dotted lines and say aloud.

One



Two



Three



Four



Five



Six



Seven



Eight



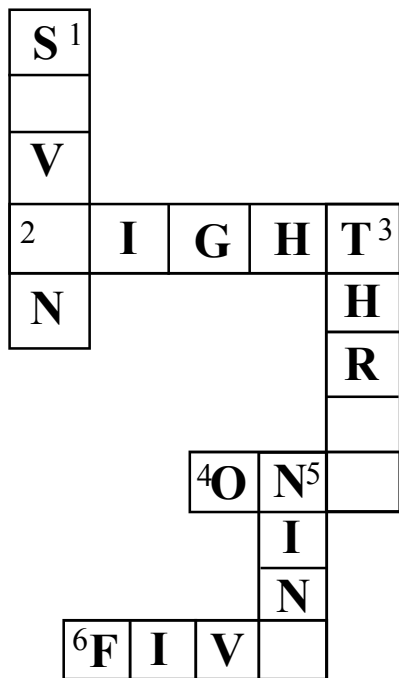
Nine



Zero



6. Fill in the blank box with the latter *E* and see what turns out. Write the number in the blank box on the right following the clue.



Down

1

3

5

across

2

4

6

7. Read the following pair of words

One

Cat —

Kitten —

Puppy —

Child —

Cake —

Bench —

Bus —

More than one

Cats

Kittens

Puppies

Children

Cakes

Benches

Buses

Put 'What is' or 'What are' in the following blanks to make question and find the given answer.

Example :

What is this ?

It is a pen.




What are these ?

These are pencils.




1.this ?

It is a book.



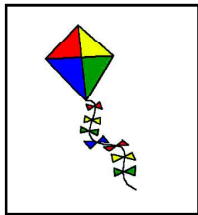
2. these ?

These are eggs .



3. this ?

It is a kite.



4. this ?

This a bat.



5. these ?

These are mugs.



8. Language activities

Read aloud:

bed	pen	leg	net
Red	end	ten	egg
English	prefer	prepare	reply
Pretty	women	begin	enough

Use 'e' to fill the blanks in the words and say aloud :

- | | |
|----------------|----------------|
| 1. t.....acher | 4. nurs..... |
| 2.ngine | 5. lead....r |
| 3. ev... ryday | 6. carp...nter |

Read the following pair of words

Bad	_____	Pat
Bed	_____	Pet
Bin	_____	Pin
Bond	_____	Pond
Bun	_____	Pun

* The teacher should help the student with more practice of the sounds.

9. Use of 'is', 'am', 'are'

Fill in the blanks with 'is' or 'are' orally with the help of teacher.

- (a) Ahamad and Micheal.....my friends.
- (b) Luingamlasinging.
- (c) The childrenplaying in the field.
- (d) The puppiessleeping.
- (e) This pen.....red.

Again, read the following sentences

- 1. I am a student
- 2. You are my friend
- 3. He/She is good.
- 4. It is a book

Remember:

We always use 'am' with I, 'are' with you and 'is' with He/She/It.

Complete the given sentences using 'is' 'am' and 'are'

- 1. Ieating an icecream now.
- 2. It..... Binod's book.
- 3. Today, shesinging a song.
- 4. You an actor.
- 5. At present, he with the class master.

Again, read the following sentences:

These are eggs.



Linthoi and Linda are friends.

We use 'are' for more than one (eggs, Linthoi and Linda) and it is called Plural Verb.

Those are balls.



We are brother and sister.

They are dancers.



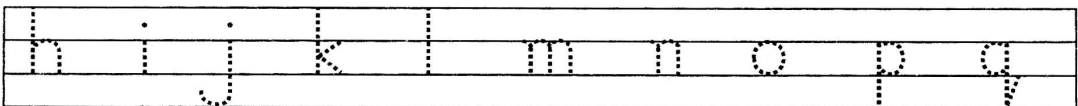


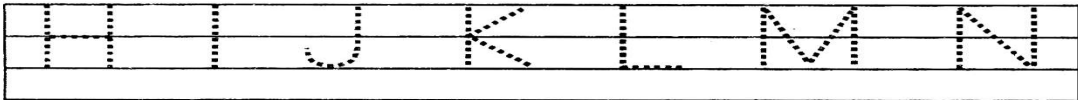
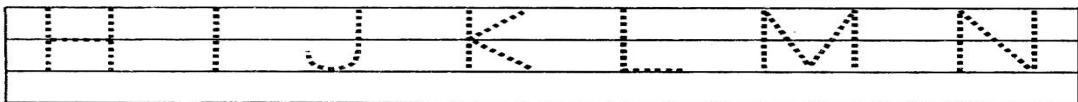


* To expose to language the teacher should use pictures/sketches/ visuals in the classroom and encourage the students to speak.

WORK SHEET 5

Let's write

Trace the dots



WORK SHEET 6

Let's write

These are apples.

Those are mangoes.

These are bananas.


Those are grapes.

Unit III

LESSON - 6

Let's read

This is our house



I'm Panthoi.

This is our house.

That is our garden.
That is my father.
My father is there.
He is in the garden.



This is my mother.

She is here.

She is in the kitchen.

This is my brother, Ibohal.

He is here.

He is in the kitchen with us.

- * The teacher should read out the sentences followed by the children.
- * The children should be made to understand the use of this /that and here/there.

LESSON - 7

Let's speak

What is this or that ?

Who is this or that ?


What is this ?

This is a **rose**.



What is that ?

That is a **banana**.



What is this ?

This is a **cup**.



What is that ?

That is a **spoon**.



- * The teacher reads aloud each sentence repeated by the children.
- * Then the teacher reads each question aloud pointing to the picture and the children say the answers.
- * The teacher should make the children understand that 'This' refers to things that are near, and 'That' refers to ones at some distance.
- * The teacher should drill the use of 'What is this/that' with other things such as table, chair, desk, etc.

Who is this?
This is **Lureilu**.



Who is that?
That is **John**.



What is this?
This is a **cow**.



Who are you?
I'm **Rahman**.



Who is that?
That is **Koireng**.



- * The teacher should illustrate that 'who' is used only of persons.
- * The teacher should make the pupils use 'Who is this?' and 'Who is that?' among themselves.
- * In answer to 'Who are you' children should be taught to use their own names.

LESSON - 8

Let's recite :



Baa, Baa, Black Sheep

*Baa, Baa, Black sheep,
Have you any wool ?
Yes sir, yes sir,
Three bags full.
One for my master,
One for his dame,
And one for the little boy
Who lives down the lane.*

* Follow the hints for recitation as in earlier rhymes.

1. Let's find

Where do they live ?

Match the picture on the left to the right.



A lion



A spider



A bird



A rabbit



A girl



house



nest



den



web



burrow

2. Find their houses:

See the box.

Dog

Aeroplane

Cattle/cow

Ship

Pig

Car

Eskimo

Tiger

Ant

Pigeon

hanger	anthill	loft	igloo	sty
shed	kennel	garage	lair	harbour

3. Let's talk

Where do fish live ?

What are the other things that live in water ?

How do you feel when you get good mark ?

What do you do on Sunday or holiday ?

Note: *The teacher should make groups of the students in the class room and let them talk about objects around their houses in the form of question and answer.*

Join the dotted lines in order of number and colour it.

4. Answer the questions :

1. Where is your house ?
2. Who lives next to your house or who is your neighbour?
3. Is there a pond or river near your house ?

Is there a tree growing near your house ?

Do birds come and make their nest?

Do you hear songs of birds in the morning ?

Is the tree big or small ?

5. Read the following sentences aloud with your teacher

The fish was alive.

Fish live in water.



This is my home.

I live here with my family.

My family



Grandfather



Grandmother



Father



Mother



Brother



Sister

Draw lines from the home to the people you live with and answer the following questions.

1. How many members are there in your family?

Ans : There are members in my family.

2. How old are you?

Ans :I am years old.


3. How far is your school from your house?

Ans :My school is km from my house.

Language Activities

6. Say it aloud

draw	fall	pan	pat	bat
drew	fell	pen	pet	bet



Water is life.

I try to save water.


Let's save rain water.



What a beautiful flower!

Please give me a pencil.

Let's draw this flower.



Miss Renu is our class teacher.

She teaches us English.

She loves us all.

7. Say the words aloud

arm	balm	calm	farm
ace	pace	mace	face
all	ball	call	tall
tell	hen	enter	den
entire	secure	require	report
free	bee	peel	seed

ink	link	kin	sin
ice	rice	mice	dice
bird	sin	girl	virtue

Choose the correct word from the box and fill in each blank and then read aloud the complete sentence.

is am are was were has have

1. I eating breakfast now.
2. Rosy a new pencil box.
3. Who climbing the tree?
4. I a packet of chocolate.

8. Use of 'was' and 'were'

Read the following sentences.

1. Thoinu was here yesterday.
2. We were at Manali last January
3. I was at Boinu's place yesterday.
4. Ashim and Ninghorla were in the same class last year.

Remember :

We use 'was' for one.

We use 'were' for more than one.

'Was' and 'Were' are used when we speak of past time.

Fill in the blanks using 'was' and 'were'

1. ItDavid's birthday yesterday.
2. We.....invited by David.
3. Last evening we.....at David's place.
4. David.....wearing a beautiful suit.
5. His father John and mother Anjela.....happy to see us.

- * The teacher should encourage more use of *is, am, are, was* and *were*.
 - * Teacher may initiate with such sentence 'Today is Monday', 'What was yesterday ?' 'Where was he yesterday ?' etc. etc.

WORK SHEET 7

I. Trace these :

O P Q R S T

O P Q R S T

o p q r s t

o p q r s t

O P Q R s t

O P Q R s t

o p q r s t

o p q r s t

Unit IV

LESSON - 9

Let's recite :

This Is The Way
We Wash Our Face

This is the **way**
we wash our **face**,
wash our **face**,
wash our **face**.
This is the **way** we wash our face,
Early in the **morning**.



This is the **way**
we clean our **teeth**,
clean our **teeth**,
clean our **teeth**.
This is the **way**
We clean our **teeth**,
Early in the **morning**.



This is the **way**
we comb our **hair**,
comb our **hair**.
This is the **way**
we comb our **hair**,
Early in the **morning**.



* Follow hints about recitation as in earlier rhymes.

LESSON - 10

Let's find

What Are They Doing ?

Look at the pictures :

This is **Meena**.

What is she **doing**?

She is **washing the clothes**.



This is **Suraj**.


What is he **doing**?

He is **running**.

That is **Leima**.

She is **sitting** in a sofa.

She is **reading a book**.



What are the **boys doing**?

They are **playing**.

Are they **playing hockey**?

No, they are **playing football**.

What is **David** doing?

He is **sitting** on a **bench**.

LESSON - 11

Let us recite :

Hop a Little



Hop a little, jump a little

One, two, three;

*Run a little, skip a little,
tap one knee;*



*Bend a little, stretch a little,
nod your head;*

*Yawn a little, sleep a little
in your bed.*



EXERCISES

1. What are they saying ?



Have you a watch, Mala ?
Yes, I have.

Has Rita a dog ?
Yes, she has.



Have you a pen, Raju ?
No, I haven't a pen
but I have a pencil.

- * Teacher points to the pictures and children read aloud as if they were talking.
- * Pairs of children should speak to each other. The whole class should participate.

**2. Look at the pictures and answer the questions:
Examples:**



Is this **girl dancing**?
Yes, the **girl is dancing**.



Is this **girl reading**?
No, the **girl is not reading**.



Is Renu **standing**?

.....




Is Peter **sleeping**?

.....



Are they **eating**?

.....



Are they **sitting**?

.....

3. Read it aloud



What is he ?

He is a farmer.

He cultivates the land
and give us food.

What is she ?

She is a doctor.

She treats our illness
and keeps us healthy.



What is he?

He is a baker

He makes cakes and biscuits.



4. Do you know?

What does a farmer do?
A farmer grows rice and wheat.



Now answer the following with the help of the words given in the box.

brings letters and parcels.
teaches us lessons.
makes tables and chairs.

treats sick people.
sells fruits.
paints pictures.

1. What does a doctor do?

A doctor



2. What does a postman do?

A postman



3. What does a carpenter do?

A carpenter



4. What does a painter do?

A painter



5. What does a fruit seller do?

A fruit seller

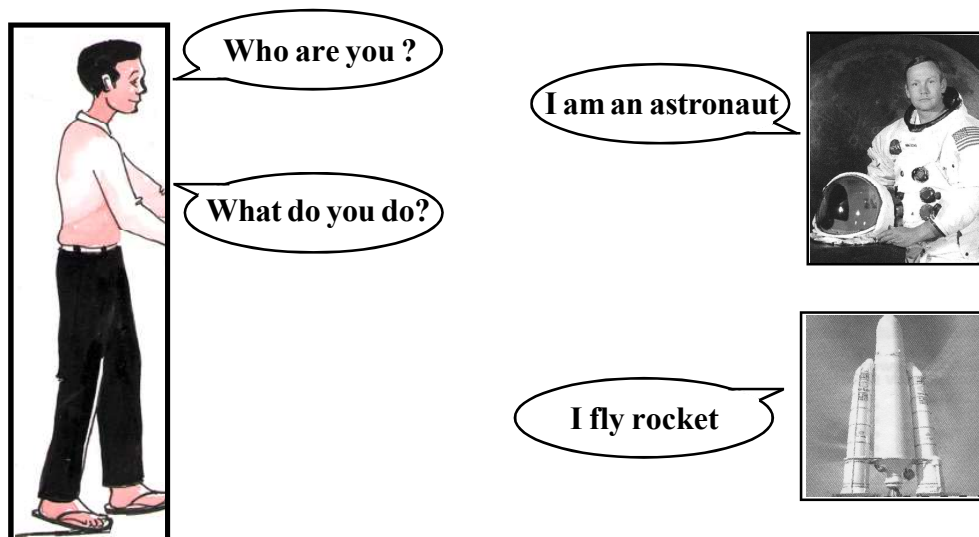


6. What does a teacher do?

A teacher



5. Look at the pictures and the questions and the answers going with them



Who are you ?

What do you do?

I am an astronaut

I fly rocket

Use the above questions in the picture on the left and form answer to it using the words in the two boxes given below:

A. For the first question


a pilot,	a doctor,	an engineer
an actor,	a nurse,	a teacher
a fireman,	a driver,	a farmer

B. For the second question

fly aeroplane, treat sick people,
make road and bridges, act in plays
look after patients, teach English , put out fire
drive a school bus, plough fields and grow crops

Let's find

6. Look at the pictures. Write the names of the objects under (a) (b) (c).



a. Three of them are in the sky. (Write the names of these objects.)

b. Three are in the hospital. (Write)

c. Three of them you see at the railway station (Write)

II. Complete the puzzles:

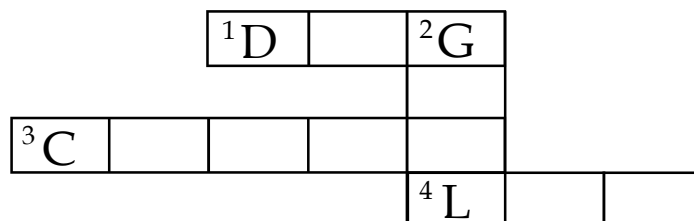
Across 1.



3.



4. Down 2.



7. Language activities

Say the words aloud

bin	pin	tin	din
nip	sip	fin	win
pine	vine	dine	fine
climb	high	prize	time

Use 'i' to fill the blank in the following words.

Choose the word from the words given in the box to identify the word group on the left hand side.

flowers	animals	birds
fruits	food	vegetables

- a.
- b.
- c.
- d.
- e.
- f.

A Composite Modern English Text Book



(a) p.....gion,



k.....te,



K...ngf....sher



(b) on....on,



ch.....ll....



caul....flower.



(c) ol...ve



p....neapple



cherr.....es



(d) L.....ly



tul.....p



mar... gold



(e) l....on



t.....ger



rh....noceros

8. Use of 'Has' and 'Have'

Read the sentences aloud



You have a bicycle.



We have a car.

Read the following sentences:

Jackson has toast and egg in the morning.

A rabbit has carrots for a meal.

We have bread and jam for breakfast.

Remember :

We use 'have' with I and You.

We use 'has' with He or She or It

We use 'have' with more than one 'We' or 'You' & 'They'



I have a picture book.



Meena has a doll

Form different sentences from this table and read aloud.

I You He She We They	am is are	my his your	friend
I You He She We They	has have	a computer a watch a doll a camera	

Complete the following sentences by using Have or Has and say aloud.

1. I..... breakfast in the morning.
2. Ningboi a play house.
3. Rosanga and Wangam the same bag.
4. The cow grass for a meal.
5. We..... dinner at night.
6. My father bought me a bicycle.
7. You..... to clean your shoes.

WORK SHEET 8

Trace these :

U V W X Y Z

U V W X Y Z

u v w x y z

u v w x y z

u v w x y z

u v w x y z

u v w x y z

u v w x y z


Unit V

LESSON - 12

Look at the picture and read the sentences

**On, In, Under, Near, Behind,
In front of, Between**

The ball is **on** the mat.



The doll is **in** the box.



The rat is **under** the chair.




The ball is **near** the bat.




The tree is **behind** the hut.




The cat is **in front of** the box.



The girl is **between** the two boys.



The ball is **between** the two bats.



LESSON - 13

Say this aloud

Thirty Days has September




*Thirty days has September,
April, June and November.
All the rest have thirty-one,
Except February alone,
And that has twenty-eight days clear,
And twenty-nine in each leap year.*

EXERCISES

1. Look at the pictures and fill in the blanks :

(a) Where is the **book** ?

The book is the **table**.



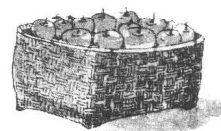
(b) Where is the **cat** ?

The cat is the **mat**.



(c) Where are the **apples**?

The apples are the **basket**.



(d) Where is the **pot**?

The pot is the **tap**.



(e) Where is the **jug**?

The jug is the **mug**.



(f) Where is the **car**?

The car is the **garage**.



(g) Where is the **elephant**?

The elephant is the **tree**.



2. *Look at the pictures and write where the rat is in each picture :*

(a)



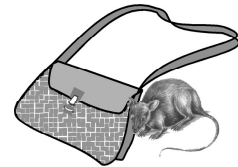
(b)



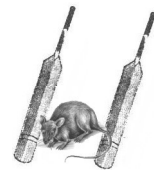
(c)



(d)



(e)



(f)




4. Learn names of months:

The first (1st) month of the year is	January
The second (2nd) month of the year is	February
The third (3rd) month of the year is	March
The fourth (4th) month of the year is	April
The fifth (5th) month of the year is	May
The sixth (6th) month of the year is	June
The seventh (7th) month of the year is	July
The eighth (8th) month of the year is	August
The ninth (9th) month of the year is	September
The tenth (10th) month of the year is	October
The eleventh (11th) month of the year is	November
The twelfth (12th) month of the year is	December

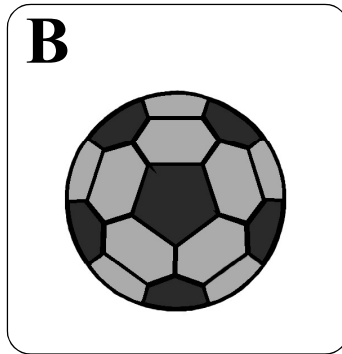
Now, complete the sentences:

The first month of the year is
The 4th month of the year is
The 6th month of the year is
March comes after
July comes after
December comes after
September comes before
September comes after


5.(a) Let's read



Apple




Ball



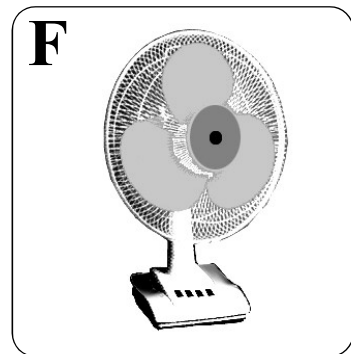
Cat



Doll




Elephant



Fan



Gun



Horse



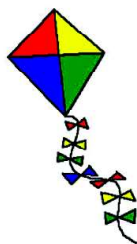
Ink pot

J



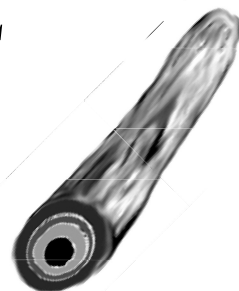
Jug

K



Kite

L



Log

M



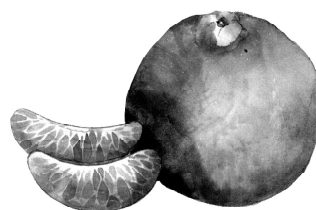
Mango

N



Nib

O



Orange

P



Pen

Q



Queen

R



Rose

S



Spoon

T



Table

U



Umbrella

V



Van

W



Watch

X



X-mas tree

Y




Yacht

Z




Zebra

5.(b) Pick the odd one out. One has been done for you.



5(c) Match the words with the pictures.

1. Baker.



2. Barber.




3. Scientist.



4. Pilot.



5. Engineer.



6. Astronaut.



6. Say the word aloud

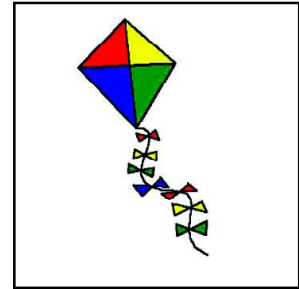
pad	pen	pin
bad	bed	bin
bag	beg	big
ball	bell	bill
hall	hell	hill
tall	tell	till

Read aloud

(a) The kid's kite is gone.

He is crying for his lost kite.

I shall give him another.



(b) The male lion has a big face.

It has long hair round the neck.

It is called mane.



(c) The male elephant has two white

rods at the mouth. They are

called tusks. Hunters kill them for it.



7. Look at the pictures and say these words



A big boy



A small boy



A thin man



A fat buffalo

Now, read aloud :

A small boy

Had a big bag.

The bag was red.

And the fat buffalo saw it.

The buffalo chased the boy

Fast the boy ran.

Then the thin man saw.

He came and chased the buffalo.

WORK SHEET 9

Trace and write:

These are apples.

These are apples.

Those are mangoes.

Those are mangoes.

These are bananas

These are bananas.

Those are grapes

Those are grapes.

WORK SHEET 10

Trace and write

What is this ?

What is this ?

What is this ?

This is a pencil.

This is a pencil.

This is a pencil.

Unit VI

LESSON - 14

Let's recite

Cocks Crow in the Morn

*Cocks crow in the morn
to tell us to rise,
And he who lies late
will never be wise.
For early to bed and early to rise
Makes a man healthy,
wealthy and wise.*



LESSON - 15

Let us recite

Sounds of Animals and Birds

“Bow-wow.” says the dog,

“Mew, mew,” says the cat,

“Grunt, grunt,” goes the hog,


And, “Squeak” goes the rat,

“Tu-whu,” says the owl,

“Caw, caw,” says the crow,

“Quack, quack,” says the duck,

And what cuckoos say you know.




EXERCISES


1. Let's look at the pictures:

Have you ever visited a zoo ?


Do you know the animals in the picture ?




Lion



Cow




Zebra



Goat



Panda



Kangaroo



Dog



Buffalo



Cat

Now, answer the following questions :

How many animals are in the picture ?

Which animals give us milk ? Count them.

How many are wild animals ?

What are they ?

- * The teacher should talk of different animals and their usefulness and encourage students speak of more animals.
- * Develop ecology awareness to the students.

2. Language Activities

Special names begin with Capital letters.

Find the names and write it with capital letters.

One is done for you

DELHI	table	vegetables	tamenglong
plate	sun	tajmahal	lion
myanmar	india	cabbage	himalayas
what	cold	bramhaputra	summer
bay of bengal	kangla	imphal	redfort
sky	gandhi	page	jadonang
irabot	rose	sikkim	yellow

Introducing self

Complete the sentences

My name is

My mother's name is

My father's name is

I am a

I read in class

I like to eat

My favourite game is

My hobby is

3. Let's find

There are eleven animals hiding in the box. One is found for you. Find the ten animals.

C	A	M	E	L	R
O	X	O	B	I	P
T	Z	N	E	O	C
I	W	K	A	N	A
G	O	E	R	A	T
E	L	Y	D	O	G
R	F	O	X	U	Y

Do you know ?

Sangai is the state animal of Manipur.



Nongin is the state bird of Manipur.



Tiger is the national animal of India.



Peacock is the national bird of India.



LANGUAGE WORKS

4. Let's read

Note : Teacher should read the sentences and explain the short forms. Make the learners use more of the forms.

- | | | |
|----|----------------------------|----------------------------|
| 1. | Who are you? | I am Nongyai |
| 2. | What's that ? | That's a top |
| 3. | What's there on the wall ? | There's a hole on the wall |
| 4. | What's Nongyai ? | He's a singer. |

Use more of 'Who' and 'What' 'Who' is used for a person and 'what' is used for the occupation.

5. Answer the following questions :

(a) What does a fruit seller do ?

A fruit seller



(b) What does a teacher do ?

A teacher



Now, complete the words with 'a' and 'e'. The teacher will read the words aloud and the students should listen and repeat.



f...rm....r



te.....ch.....r



pl....y.....r



g....rden.....r



homem....k....r



p.....int.....r

6. Write three words in each box. Select words beginning with the letter given upon each box. Look at the list first.

bag	daughter	farmer	apple	ear	car
engineer	arm	bat	friend	cat	desk
dog	blue	fruit	chair	eye	away

a

b

c

d

e

f

Then, complete the words ladder with the help of the pictures given:

Across

1.



3.



5.

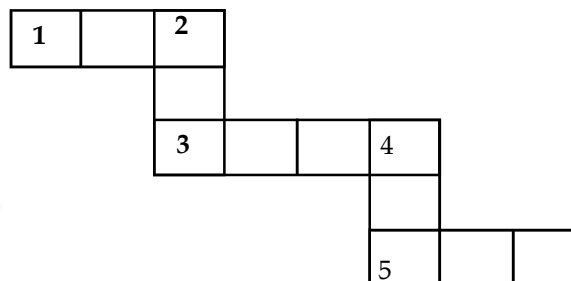


Down

2.



4.



WORK SHEET 11

Trace and write :

These are apples.

These are apples.

Those are mangoes.

Those are mangoes.

These are bananas.

These are bananas.


Those are grapes.

Those are grapes.

Unit VII

LESSON - 16

Let's recite



Twinkle, Twinkle Little Star

*Twinkle, twinkle, little star,
How I wonder what you are,
Up above the world so high,
Like a diamond in the sky,
When the blazing sun is gone,
When there nothing shines upon,
Then you show your little light,
Twinkle, twinkle, all the night.*

LESSON - 17

Let's read


It's Spring Now

Look at the flowers.

They are so pretty.

*Some are big, some are small
and some are white.*

The bees are flying. It's spring now.



It's so hot now.

Ranjan has an umbrella.

The sun is above his head.

It's summer vacation.

It's the summer season.

Look at the sky.

There are clouds and clouds.


It's raining in the day.

It's raining in the night.

My clothes are wet.

It's the rainy season.





*Now, the fruits are ripe.
The sun is not so hot.
Look at this bullock cart.
It's full of paddy.
It's the autumn season.*

*Oh ! It's so cold - brr ! brr !
Look at the vegetables.
There are cabbage
and cauliflower.
Oh ! Where is my sweater ?
And we love warmth and fire.
It's the winter season.*




EXERCISES

1. Match the opposites. See the examples:


hot	dry
pretty	raw
wet	bad
above	cold
good	ugly
ripe	under

2. Match the seasons with the pictures :

Winter




Autumn




Summer




Rainy-season



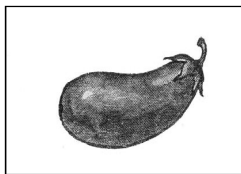
Spring



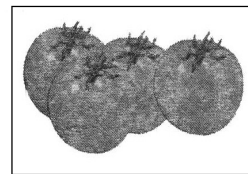
3. Learn the names of the following vegetables :




Potatoes




Brinjal




Tomatoes



Carrot



Onions



Chillies

Language Activities

4. Draw a circle round the right answer :

This is a tap.



Yes / No

This is a hut.



Yes / No

This is a pen.



Yes / No

This is a bottle.



Yes / No

This is a bat.



Yes / No

This is a kite.



Yes / No

This is a cat.



Yes / No

Trace the dots and write :

What is this ?

This is a pencil.

5. Look at the pictures. Fill in the blanks with

This / That

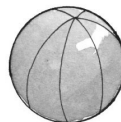
1. This is a bag.



2. is a cup.



3. is a ball.



4. is a box.



5. is a pencil.




6. is a chair.



7. is an apple.



8. is a tree.



Trace the dotes and write:

This is a ball.


This is a ball.

Unit VIII

LESSON - 18

Let's read

Bala has a Picture-book



Esther : Hello, Najia, Bala ! What are you doing ?

Najia : Hello, Esther, Bala has a picture-book.
It has many pictures. We're looking at them.

Bala : Hello, Esther. Come in. Look at these
pictures.

Esther : How beautiful ! I like these pictures. Najia,
do you have a picture-book like this ?

Najia : No, Esther. I haven't a picture-book like
this. But I have a story-book.

Esther : I love story-books too. I do not have
story-books. But I've a comic book.

Bala : I like comic books. My brother has three comic books. But I haven't one.

Esther : Come to my place on Sunday. I'll show you my comic books.

LESSON - 19

Let's talk


The Magic Hat

Look at this man.

He is a tall man.

He is a magician.

Look at the hat. It is moving.



Mala : What is there in the hat?

Abung : Is it a hen?

Magician : No, my dear boy. It isn't.

Sunita : Is it a snake?


Magician : No, my dear girl. It isn't a snake.

Rohen : Is there a bird in it?

Magician : No, there isn't a bird in it.

Children : Then, what's there in the hat?
Is there nothing in it?

Magician : Look, children!
There is a
dinosaur in the hat.
Isn't it wonderful?



LESSON - 20


Let's read

Who Is Plop ?

Once upon a time four rabbits lived in a jungle. There was a lake in the jungle. There were tall pine trees near the lake. One day a pine cone fell into the lake. The rabbits heard a loud PLOP.

They cried out, "Who's there ? Let's run away. PLOP is coming."

They started running. A monkey saw them and asked, "Why are you running?" The rabbits told him about PLOP. The monkey attentively listened to what the rabbits said. Then the monkey also joined the running in fear. In the same manner a deer, a bear and a tiger also joined them in fear. Then they




came to a lion's cave. The animals told the lion about PLOP. The lion asked them, "Who is PLOP?" The tiger, the bear, the deer and the monkey could not tell him anything.

Then the lion asked the rabbits.

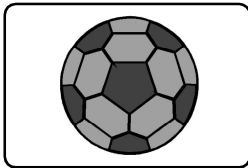
"Come to the lake, please. PLOP is coming," the rabbits said.

They went to the lake. PLOP ! Another big pine cone fell into the lake. “PLOP has come,” the rabbits cried. The lion now laughed. “Timid fellows ! It is only the pine cones in the water. Are you afraid of pine cones?” The animals felt silly. They are not afraid of PLOP now.




EXERCISES

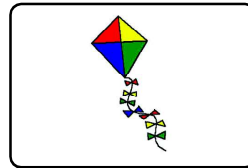
**1. Look at the pictures and answer the question :
What is this ?**



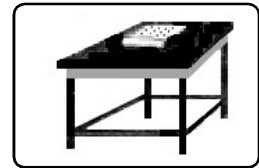
a ball



a star



a kite




a table



a jug




a doll



a rabbit



an apple



an ox




a bell




an axe



an egg



a pot



a bulb



an owl



an umbrella

- * The teacher asks the children to look at the pictures.
- * He/She reads out each phrase and the children repeat the given phrase.
- * The teacher then points to each picture and asks : What's this ? The children answer : This is a / an or, It's a / an.

2. Read the sentences and say:

Yes, it is.	or	Yes, they are.
No, it isn't.	or	No, they aren't.

Examples:

This is a book.

Yes, it is.



These are buses.

No, they aren't.

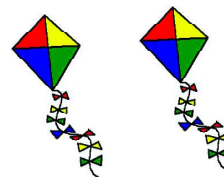


1. This is a ball.



.....

2. These are kites.



.....

3. This is a star.




.....

4. These are grapes.



.....

5. These are toffees.



.....

3. The names of persons, places and things

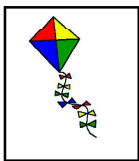
What is Pele ? It is the name of a person.

What is Manipur? It is the name of a place.

What is Chocolate ? It is the name of a thing.

The words that tell us about persons, places and things are naming words or **Nouns**.

Look at the picture and give their names.















- 4. Look at the pictures of a magician's hat and write:**
'Yes, there is'. or 'Yes, there are'.
'No, there isn't'. or 'No, there aren't'.



- Is there a ball in the hat?
- Are there apples in the hat?
- Are there rabbits in the hat?
- Is there a hen in the hat?
- Are there balloons in the hat?
- Are there flowers in the hat?
- (The magician puts on the hat and takes it off again)**



- Are there rabbits in the hat?
- Is there a bird in the hat?
- Are there bats in the hat?
- Are there flowers in the hat?
- Is there a cat in the hat?
- Is there a ball in the hat?

5.(a) Repeat after the teacher :


that	hat	mat
box	fox	ox
bag	tag	rag
dear	here	near
girl	curl	pearl

(b) Look at the picture and write Yes or No in the box.



1. Is this a **chair** ?

Is this a **table** ?



2. Is this a **bird** ?

Is this a **fish** ?



3. Is this a **jug** ?

Is this a **glass** ?

(c) Pick the odd word out and put them in a circle:

1.	bill	pill	bell	pin
2.	leg	net	red	bat
3.	frog	pond	full	plot
4.	good	cushion	butcher	cut
5.	dirt	palm	car	park

(d) Write 'True' or 'False' against each :

- (a) PLOP was the sound of the pine cone falling into the lake.
- (b) The rabbits were brave.
- (c) The monkey joined the rabbits first.....
- (d) The tiger did not join the animals.
- (e) The lion was clever.

(e). Use names of animals in place of pictures:

- (a) A eats carrots.



- (b) A runs fast.



- (c) An carries heavy loads on its back.



6. Look at the pictures and complete the sentences with words given in brackets.

(bleat, nigh, hiss, moo, purr)

1. I am a cow.
I can.....



2. I am a cat.
I can



3. I am a sheep.
I can.....



4. I am a horse.
I can



5. I am a snake.
I can



7.(a) Use of A and An :

Read these sentences :

1. There is a book on the table.
2. There is an orange in the bowl.



‘A’ or ‘An’ means anyone of the many. They are called **Articles**.

‘An’ is use before words beginning with *a or e or i or o or u*

Say these aloud :

an apple



a bicycle



an egg



a car



an inkpot



a duck



an owl



a bee



an umbrella



a gun



Look at the pictures and select the manu of each and write with a or an from the box

(b) Write “a” or “an” before these words.

1.vulture



2.axe



3. aeroplane



4. jeep



5. snake



6. iron



7. fan



8. cake



WORK SHEET 12

Trace the dots and write again and again.

I love my parents.

I love my parents.